

# Unison Metals Ltd.

**Unison Metals Ltd. | BSE Code: 538610 | Market Data as on Date: 19 Jul 2016**

Current Price (₹)	43.75	Market Cap (₹ Crores)	14.02	Book Value (₹)	37.96
52 Week High (₹)	52.30	Shares Outstanding	32,04,200	P/B Ratio	1.15
52 Week Low (₹)	43.75	Beta - Sensex	0.20	Earnings Per Share (₹)	2.93
Face Value per Share (₹)	10.00	Dividend Yield (%)	-	P/E Ratio	14.93

## Company Info:

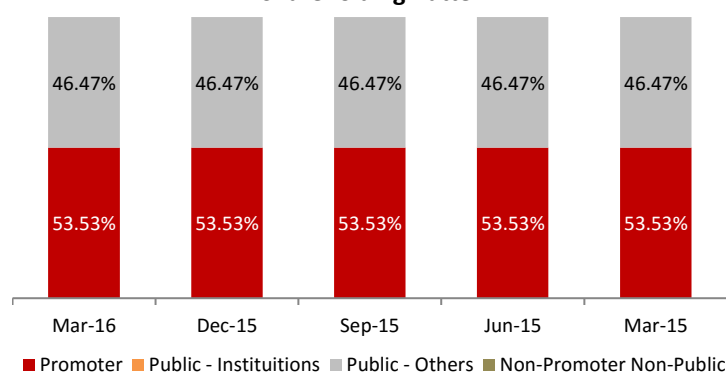
The Company was incorporated in June '90 as a private limited company. Unison Metals became a public limited company in Feb. '95. It was promoted by Uttam C Mehta, Mahesh V Changrani, Himanshu K Shah and Naresh V Changrani. In Aug. '93, the company took over Mohan Metals, a partnership firm engaged in the business of processing hot rolled sheets. The Company has two manufacturing units at Vatva, Ahmedabad, out of which, one unit is engaged in hot rolling of stainless steel sheets with an installed capacity of 4800 tpa and the other unit is engaged in the cold rolling of stainless steel with an installed capacity of 1080 tpa. In 1995-96, the Company undertook an expansion programme to increase its hot and cold rolling capacities to 6000 tpa and 2400 tpa respectively.

## Peer Comparison

	Unison Metals	Jindal Stainless	Rajasthan Tube
Sales	16.63	1,487.09	16.65
PAT	1.73	11.82	0.86
Equity	3.20	46.24	4.50
EPS	5.39	0.51	1.91
OPM %	17.75	12.95	2.38
NPM %	10.39	0.79	5.18

\* Peers are grouped according to sector and market cap

## Shareholding Pattern



## Quarterly Review - Mar 16:

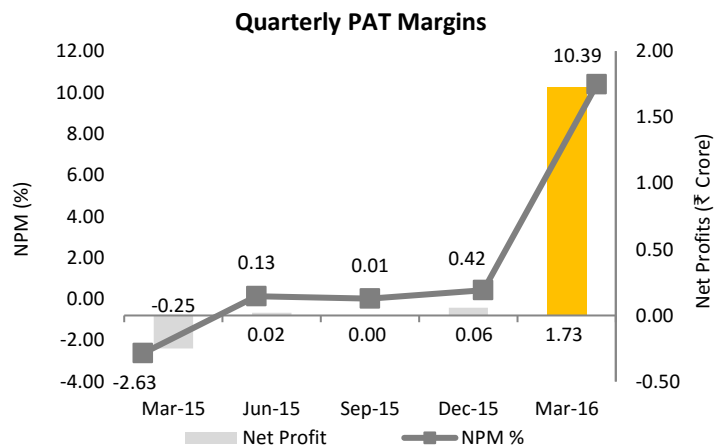
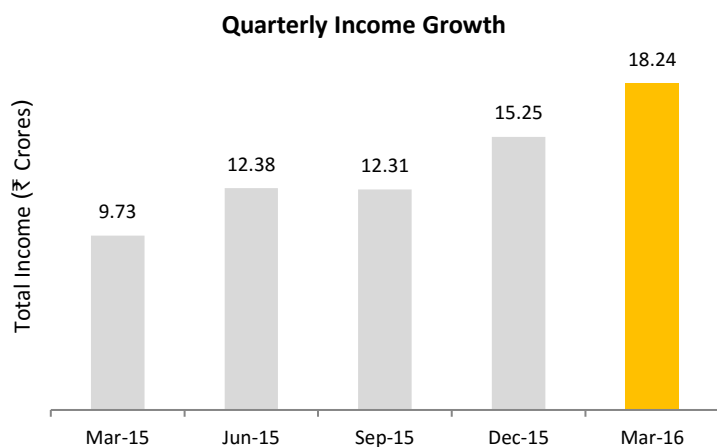
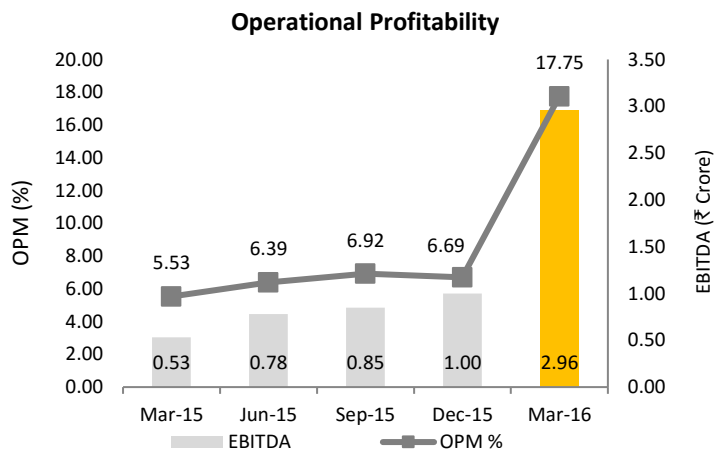
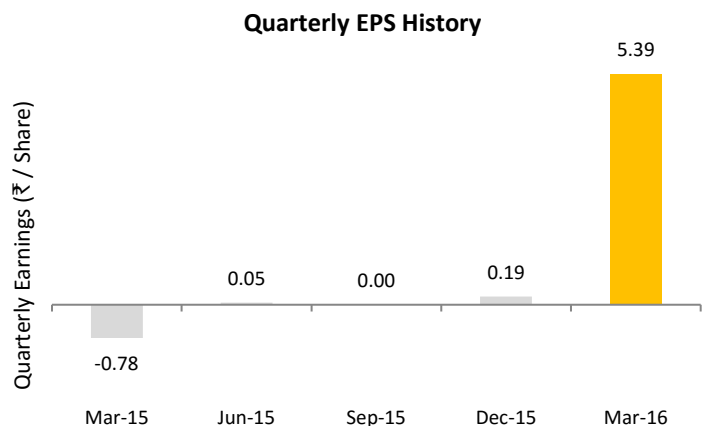
The Company has recorded revenues of ₹ 16.63 Crores during the current quarter as against ₹ 9.54 Crores for the corresponding quarter last year. EBITDA margins for the current quarter increased to 17.80% in Mar quarter this year as compared to 5.56% in the same quarter previous year. The Profit after Tax (PAT) for current quarter stood at ₹ 1.73 Crores.

## Quarterly Results:

### Income Statement

	Figures in ₹ Crores							
	Mar-16	% of (1)	Mar-15	% of (1)	Dec-15	% of (1)	Sep-15	% of (1)
Revenue	16.63		9.54		14.93		12.25	
Total Income	18.24		9.73		15.25		12.31	
Expenditure	(15.28)	-91.88%	(9.20)	-96.44%	(14.26)	-95.51%	(11.46)	-93.55%
Interest	(0.56)	-3.37%	(0.46)	-4.82%	(0.53)	-3.55%	(0.54)	-4.41%
PBDT	2.40	14.43%	0.07	0.73%	0.47	3.15%	0.31	2.53%
PBIDT	2.96	17.80%	0.53	5.56%	1.00	6.70%	0.85	6.94%
Depreciation	(0.19)	-1.14%	(0.24)	-2.52%	(0.37)	-2.48%	(0.26)	-2.12%
PBT	2.21	13.29%	(0.18)	-1.89%	0.09	0.60%	0.05	0.41%
Tax	(0.48)	-2.89%	(0.08)	-0.84%	(0.03)	-0.20%	(0.05)	-0.41%
Net Profit	1.73	10.40%	(0.25)	-2.62%	0.06	0.40%	-	-

**Quarter on Quarter Changes:**



**DISCLOSURE:** THIS REPORT HAS BEEN SPONSORED BY BSE - INVESTOR PROTECTION FUND TRUST

**RESEARCH ANALYST:** WAHEED SHAIKH

**DISCLAIMER:** While SES has made every effort and has exercised due skill, care and diligence in compiling this report based on publicly available information, it neither guarantees its accuracy, completeness or usefulness, nor assumes any liability whatsoever for any consequence from its use. This report does not have any approval, express or implied, from any authority, nor is it required to have such approval. The users are strongly advised to exercise due diligence while using this report. This report in no manner constitutes an offer, solicitation or advice to buy or sell securities, nor solicits votes or proxies on behalf of any party. SES has no financial liability whatsoever, to the subscribers / users of this report. The report is released in India and SES has ensured that it is in accordance with Indian laws. Person resident outside India shall ensure that laws in their country are not violated while using this report; SES shall not be responsible for any such violation. This report should not be reproduced or redistributed or communicated directly or indirectly in any form to any other person - especially outside India or published or copied in whole or in part, for any purpose.

**ABOUT SES:** Stakeholders' Empowerment Services is a not for profit initiative of like-minded people with a vision to achieve a corporate governance state where all stakeholders are treated in just and fair manner. We believe that this journey can be possible only with active participation of all stakeholders. For more information please contact SES at +91 22 4022 0322, or via e-mail: info@sesgovernance.com

SEBI Reg. No. INH000000016

Stakeholders' Education | Proxy Advisory | Corporate Governance Research | Corporate Governance Score